

70s

A YEAR TO REMEMBER



Having any kind of birthday party is great, but why not step off the beaten track once in a while? If your family member or friend is having a birthday, arrange a party that brings back heartwarming childhood memories, re-creates the atmosphere of the decade he or she was born in and contains an abundance of humorous and surprising moments. This script is meant for a person who was born in 1970s.

DETAILED DESCRIPTION:

BEFORE THE PARTY

For starters, we suggest having a short trip down the memory lane. What was the world like the year/decade when your family member/friend was born? What were the memorable cultural, social or political events of that year/decade? Do you remember the songs and the films that were hot? What clothes and accessories did everyone wear? What about the popular foods, drinks and home décor elements? Bring those elements to the party and re-create the atmosphere of that year/decade. The possibilities are endless: you can play songs that were popular back then, use a pin board to display photos illustrating the events of that year/decade, serve drinks and foods that used to be childhood favorites, decorate with colors and items that were hot at that time, provide some of those once trendy accessories for the guests to wear at the party and so on. Whatever you choose, such elements will definitely inspire conversation and encourage the guests to share childhood stories.

Here are some practical ideas you might find useful when arranging the party:

Ideas for Party Music:


- Soft rock bands and musicians, such as “The Rolling Stones”, Bruce Springsteen, “Fleetwood Mac”, “The Carpenters”, Elton John, Carly Simon, Carole King, “The Eagles”, etc.
- The R&B artists, such as Stevie Wonder and “The Jackson Five”.
- Disco bands and musicians, including “Bee Gees”, “ABBA”, “Boney M”, Donna Summer and other talented artists.
- If you are a rock fan, 1970s saw the increasing popularity of such bands as “Deep Purple”, “Led Zeppelin”, “Pink Floyd” and “Black Sabbath”.
- For the fans of electronic music, the mid-1970s experienced the rise of Jean Michel Jarre and Vangelis.
- For jazz lovers, we recommend an immensely talented Miles Davis.





Ideas for the Pin Board:

- The United States President Richard Nixon who resigned as President in 1974 because of the Watergate Scandal.
- Margaret Thatcher who became the first woman Prime Minister in the UK in 1979.
- Erich Honecker who was chosen to lead East Germany in 1972, and the ultimate East German product – the Trabant automobile.
- In 1978, the Polish cardinal Karol Wojtyła became Pope John Paul II, the first non-Italian pope since 1523.
- The Sony Walkman, which appeared in 1978.
- A microwave oven and a videocassette recorder, which both became commercially available in 1970s.
- Photos from the films, such as “The Godfather”, “Rocky”, “Star wars”, “Jaws”, “The Exorcist”, “Superman”. Films featuring Bruce Lee were also hot at that time.
- Stephen King whose horror books became very popular in 1970s.
- Photos featuring some of the 1970s fashion trends, such as bell-bottomed pants, turtle-neck shirts, bright flower prints and platform shoes.




PARTY TIME

Welcoming of the Guests (6.00 pm – 6.30 pm)

Upon arrival, the guests are welcomed with a cocktail that brings back the flavor of 1970s. There are plenty of drinks to pick from: Harvey Wallbanger, Brandy Alexander, Tequila Sunrise, Pina Colada, Manhattan, Gin and Tonic, Pink Lady, Cuba Libre, Daiquiri, Pink Squirrel, Greyhound, Screwdriver, Martini and others. Each guest is also given or chooses a 1970s accessory to wear during the party: a scarf or a tie (brightly colored, with flower prints or bold geometric patterns), a string of vintage 70s beads, a vintage 70s bracelet, a Hippie peace medallion or a pair of Hippie sunglasses. As for the background music, there are some 1970s songs or instrumental pieces playing.

While the guests are enjoying their drinks and mingling, they can also have a look at and discuss the pin board where you have displayed photos showing the most outstanding personalities and the most memorable events of that decade.



Dinner (6.30 pm – 7.30 pm)

Once all the guests have arrived, they are invited to have dinner that includes some or consists of popular 1970s dishes. These will differ from country to country and from region to region, but here are a few suggestions: Rumaki, the Green Goddess salad dressing/vegetable dip, meat or vegetable salad molds, City Chicken, porcupine meatballs, Swedish meatballs, Swiss steak, Duck L'orange, Jello cheesecake and Baked Alaska. Before dessert is served, the dinner is unexpectedly interrupted by the delivery of a mysterious package.

Games and/or dances (7.30 pm – 9.30 pm)

Surprise Delivery

The dinner is interrupted by the ringing of the doorbell: a huge box has been delivered (arrange the 'delivery' in advance by asking a family member/friend to ring the doorbell when nobody can see). It turns out to be another birthday gift from a mysterious sender. Volunteer to unpack the box yourself; inside, there is a long piece of a rope with all kinds of small gifts tied to it: a mug, a bottle of wine, a bar of chocolate, a candle holder and whatever else you can think of. Don't reveal the contents of the box at once: do it step by step, showing only a part of the rope each time and asking the guests to pass it to the addressee (start from the guest who is sitting furthest away from the addressee, so that he/she can take the rope and pass it to the guest sitting next to him/her, the next guest passes it on as well until everyone (or almost everyone, depending on your seating arrangements) is involved in the process of passing. Another option would be to ask the guests to stand in a line and pass the gift to the addressee. The longer the rope and the more breakables attached to it, the more fun this activity is. If you wish, you can comment on the gifts or wish something as you are taking each one out of the box.

The Masterpiece

After the huge gift box is unpacked, suggest the guests to get creative and uncover/bring in a huge canvas, oil paints, brushes and other stuff needed to produce a painting (everything prepared in advance). Explain to the guests that they are going to work on a joint project – a painting for the person who is celebrating his/her birthday. All night long, everyone approaches the canvas when he/she feels like it and adds a brushstroke or two to the work in progress. The guests paint whatever they like, and the only thing they should remember is that they have to produce something that looks like one complete painting.

As the Saying Goes

Next, suggest having some fun with words. Bring in a tray or a dish with some fruit, such as clementines or apples, which have been prepared in advance. To prepare them for the game, find one funny quote for two persons attending the party. Think in terms of something lighthearted, such as "I believe that if life gives you lemons, you should make lemonade...and find somebody whose life has given them vodka, and have a party" /Ron White/ or "Money comes and goes... and goes and goes" /Anonymous/. Print the quotes and cut them, half of a quote (either the beginning or the end) on one strip of paper. Stick a toothpick through each strip, so that it is positioned like a sail on a mast, and then stick the toothpick into a clementine or an apple. The guests are asked to pick one fruit and find the missing part of the sentence by comparing it with the sentence halves that other guests have. (When cutting the strips, make sure that there is no ambiguity and it is possible to find only one ending for each sentence.) Once the guests have matched the beginnings and the endings of the sentences, ask them to read the quote they have produced. If appropriate, the guests (each pair that has a complete quote between them) can be asked to propose a toast containing the witty quote they have.

Dancing Competition

If your guests are into dancing, this is a fun game to try. Each couple wishing to take part in the competition is given a newspaper (all newspapers should be of the same size). They open it and place it on the floor. The task is to dance on the newspaper without stepping off it. After a minute or so, the music is paused; the dancers have to step off the newspaper, fold it in half and once the music starts playing again, they resume dancing and do their best not to step off it. The action is repeated as long as there is only one couple that can still devise ingenious ways of dancing on a tiny piece of newspaper. They are the winners and deserve wild applause!

What's for Dessert? (9.30 pm – 10.00 pm)

The dinner has been interrupted by the surprise delivery, and the guests still haven't had any dessert. Therefore it's time to bring in and savor the cake, which could be the kind of cake that would remind everyone of family celebrations they used to have as children.




I wish... (10.00 pm – 10.15 pm)

Birthday parties are about wishes, and the more the better. Give everyone a piece of paper, something to write with and a balloon. Prepare balloons in many bold colors to bring back the flavor of 1970s, which were anything but minimalistic and subdued. Allow everyone some time to think and write what they wish for the person who is having this birthday party. The hero/heroine of the evening can write what he/she wishes for. Then the strip of paper is placed inside the balloon and the balloon is blown. When everyone is ready, go outside and release the balloons into air, all at the same time. If you are having a party in winter time, the balloons can be replaced with sky lanterns, and the strips of paper containing wishes can be attached to them.

Disco in the 70s Style (10.15 pm - ...)

The party might continue with a disco where everyone gets a chance to dance to the good old songs of 1970s.

Once the party is over and the guests are leaving, they are given the accessories they have been wearing all night long to take home as gifts to remember the party.



We wish you a stunning party!